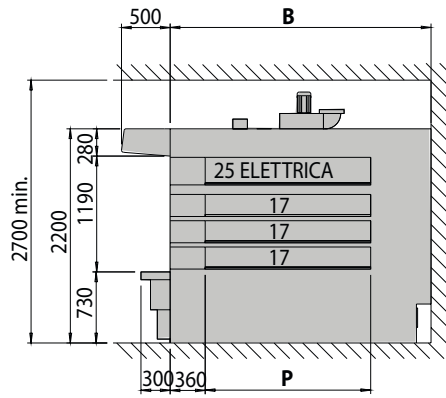


DRAGO SYNCRON 890-895

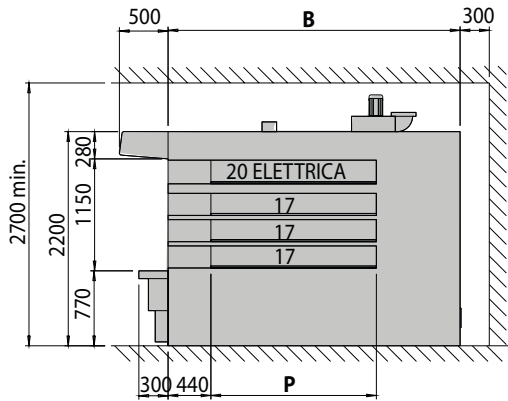
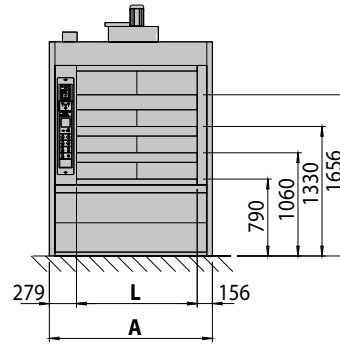


- N° 3 cyclothermic decks heated by burner
- Top deck electric and independent with ceramic electric elements
- N° 1 steam generator per deck with electrovalve + timer
- Baking plates in "fibre-cement"
- N° 1 steam exhaust valve each deck
- Hood with exhaust fan
- Fumes exhaust chimney with silencer (cyclothermic oven)
- Safety thermostat (cyclothermic oven)
- Electromechanical keyboard with safety thermostat (cyclothermic)
- Digital keyboard with baking timer, automatic start and top/bottom heat adjustment (electric deck)
- Automatic adjustment of front temperature (electric deck)
- Safety thermostats for steam generators and electric deck
- The electric board can be reached from the front of the oven for easy maintenance
- Safety devices in compliance with "CE" rules
- Doors with low emission dismountable glass

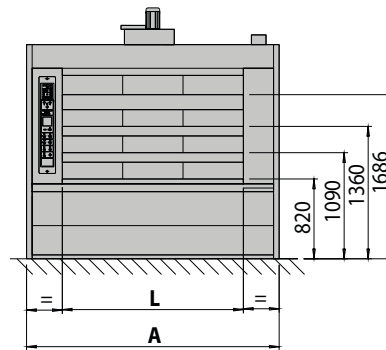
Power inlet	400/3N~/50
Water inlet	Diameter 3/8" GAS
Steamer drain	Diameter 1" GAS
Steam exhaust output	Diameter 200÷250 mm
Fume exhaust pipe	Diameter 200 mm - Mod. 895 Diameter 150 mm - Mod. 890



Sincron 890



Sincron 895



	Baking Surface	Chambers	Useful Dimension Chambers		Overall dimensions		Installed power	
			Width	Depth	Width	Depth	Thermic	Electrical
	mq	n°	L mm	P mm	A mm	B mm	kcal/hx1000	kW
8,4/124x170-3	8,4	3+1	1240	1700	1675	2680	55	16,3
10,6/124x214-4	10,6	3+1	1240	2140	1675	3120	65	19,8
12,8/124x258-4	12,8	3+1	1240	2580	1675	3560	75	22,8
12,5/186x170-4	12,5	3+1	1860	1700	2595	3000	90	21,6
16/186x214-4	16	3+1	1860	2140	2595	3440	90	26
19/186x258-4	19	3+1	1860	2580	2595	3880	90	30,4